



The Centre for  
Biofield Sciences  
**Integrated Health**

## **DOCUMENT CONTENTS**

- **General Article of Research,**
- **Abstract,**
- **Methodology,**
- **Result,**
- **Conclusion,**
- **Addenda: Research Case Studies, Experimental Group,**
- **Addenda: Research Case Studies, Control Group.**

## **GENERAL ARTICLE**

### **INTRODUCTION**

**The following document is a full version of the pilot research project undertaken during January-April 2010 in India at the Centre for bio field sciences, World Peace Centre, MIT College, Pune.**

### **STUDY OBJECTIVE:**

- 1. To determine the effect of Himalayan pendant over human biofield.**
- 2. To determine the efficacy of Himalayan pendant in balancing the chakras/ energy centers.**

### **TIME PERIOD OF THE STUDY:**

**January-April 2010.**

### **PRIMARY DATA COLLECTION:**

**Centre for Biofieldsciences.**

## **AIM**

**Aim of this research project was to measure the changes in the energy fields and chakras so as to prove the efficacy of Himalayan pendant .**

## **Abstract:**

**Two established devices were chosen to be used for the comparison between before and after scans.**

### **1. POLYCONTRAST INTERFERENCE**

#### **PHOTOGRAPHY (PIP)**

### **2. NUTRI-ENERGETIC SYSTYM (NES)**

**The Doctors & Researchers working on the project were monitoring all the tests and ensured that the scans, on two devices were carried out perfectly according to the protocol and standard norms & conditions.**

- **RESEARCH HEAD:**

**Dr.Thornton Streeter**

- **PRIMARY RESEARCH CO-COORDINATOR:**

**Dr.Anuja Ranade**

**Dr.Bhagyashree Nilkanth**

- **SECONDARY RESEARCH CO-COORDINATORS:**

**Dr.Vaibhav Lunkad.**

**Dr.Aniruddha Gandhi**

- **Facilitated by-**

**Wg. Cdr. A K Zutshi**

**Miss. Shivali Dandekar**

**Mr. Sudhir Neurgaonkar**

## About Himalayan pendant:

- The Earth is made up of many triangular energy grids; each triangle is isosceles in nature and presents two identical  $51.51^\circ$  angles. This specific angular degree is also the degree of the base angles of the mysterious energy-conducting Great Pyramids of Egypt.
- The energy-enhancing Tri Angle Pendant replicates this exact triangular precision in the attempt to recreate and harness the natural energy of the Himalayan Crystal to its full potential.
- A highly specialized 'lens cut' could help optimize or restore the body's energy equilibrium.
- Tri Angle Pendant is embraced by sterling silver with 5 micron rhodium plating, creating beautiful jewellery pieces with the natural properties of the Himalayan Crystal.
- According to literature by crystal experts, the Himalayan Crystal amplifies energy and also possesses a high-energy vibration.
- Pendant helps in conducting, increasing, balancing and transferring energy to the user. It also induces *Body's Energy Equilibrium*.



## METHODOLOGY:

- **Twenty five (25) subjects were selected randomly through local newspaper advertisements and university notices.**
- **Two energy scanning devices were used for the study.**
  - 1- Poly contrast interference photography. (PIP)**
  - 2- Nutri energetic system. (NES)**
- **Each participant was booked in for two appointments each lasting around for 1 hour on two consecutive days.**
- **Initially subjects were assigned a participant code to maintain the confidentiality.**
- **They filled their consultation/consent forms and then undergo for first set of scans.**
- **Visit 1 scan (Before): PIP (Poly contrast Interference photography)**
- **NES (Nutri energetic system) were recorded.**
- **Subjects were given one Himalayan Crystal Tri Angle pendant to wear for period of 24 hrs. Subject came back after 24 hours for after scan.**
- **Visit 2 scan ( After): PIP (Poly contrast Interference photography);NES (Nutri energetic system) were recorded.**

## **TOTAL ENROLLMENT:**

<b>Total No. of subjects</b>	<b>25</b>
<b>Control</b>	<b>05</b>
<b>Experimental</b>	<b>20</b>
<b>Age</b>	<b>21-70yrs</b>
<b>Sex</b>	<b>male or female</b>

Scans were done and analyzed by leading experts in the specific technology. Most of the results were qualitative and cross comparison was complex. However, 85% subjects showed significant positive changes in two assessing techniques. (See the following pages for case specific examples).

## **CONTROL GROUP:**

-Similar looking pendant (in size, shape and color) was used as control pendant.

-This was simple pendant and no energy charging or any other process was done over it.

-As a part of our standard procedure, subjects were given a rough idea about the pendant and its use. This is also reacquired so as to obtain a verbal and a written consent so that the data can be used for research and analysis purpose.

- The subjects were not informed about the protocol or expected outcome.

- The study carried out was single blind and the doctor/researcher doing scans knew in which group the subject was (experimental/ control), but the subjects were not aware about the group in which they were.

## RESULTS

Each client has been individually examined & analyzed.

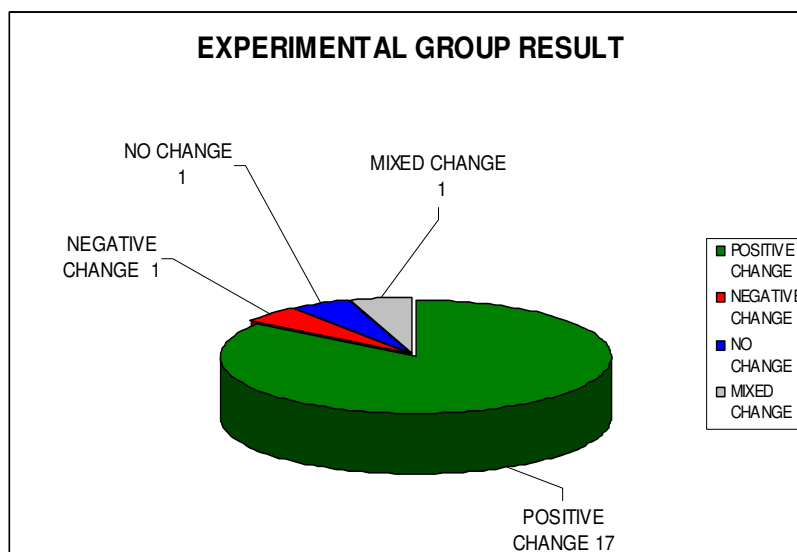
Scans were obtained of 25 participants (20 experimental +5 control).

Results supported the effectiveness of the Himalayan pendant.

- PIP/NES scans showed very positive changes in 17 participants out of 20.
- One (1) of these 20 scans showed negative changes.
- One (1) of these 20 scans showed no changes.
- One (1) of these 20 scans showed mixed changes.
- The results of NES were in correlation with PIP.

Positive Change	Negative Chang	No Change	Mixed Change
<b>17</b>	<b>1</b>	<b>1</b>	<b>1</b>

**Pie graph for 20 cases:**





### **Control Group results:**



- **4 subjects showed no change.**
- **1 subject showed minimal positive change.**

## **CONCLUSIONS**

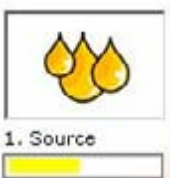
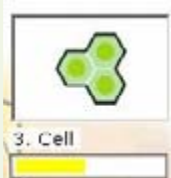
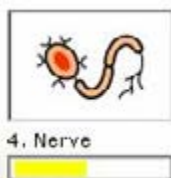

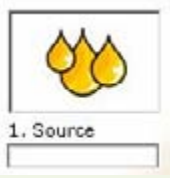

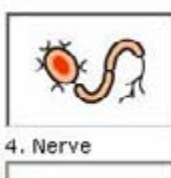

- **It seems crystal clear that the Himalayan pendant has a profound positive effect on individuals.**
- **In addition to the analysis part of the data, during experiments changes witnessed in the biofield were unusually strong and positive.**
- **Maximum changes were seen in brow, crown and solar chakra along with significant positive change in biofield.**
- **After use of Himalayan pendant calming frequencies like subtle pink/blue were seen predominantly in the field. It had also increased the vibrancy of chakras reduced the stress pattern seen on the muscle of the back as pooled red energy.**
- **Predominance of green and violet was seen to increase with prolonged use of Himalayan pendant.**
- **Blocked chakras especially brow and solar showed opening up. Red congested energy was replaced by green or violet healing energy.**
- **Positive effects are also seen over lung fields in some of the cases.**
- **From this research we can conclude that Himalayan pendant is a very effective mode of balancing the chakras/ energy centers and also the bio field.**

**ADDENDA - SAMPLE STUDY CASES:**


## PIP

BEFORE			
			
AFTER			
			
<p><b>ANALYSIS:</b> The before scans show low energy around the neck and left shoulder. This is seen as orange and has reduced considerably in the after scans. Both the shoulders and arms have shown a positive change. Solar plexus shows reduction in low red frequency. Back profile also shows similar changes. Low orange has reduced and has been replaced by healing green. This is particularly marked in and around the thoracic spine. It can be seen in the left profile. Healing green frequency has increased in intensity.</p>			

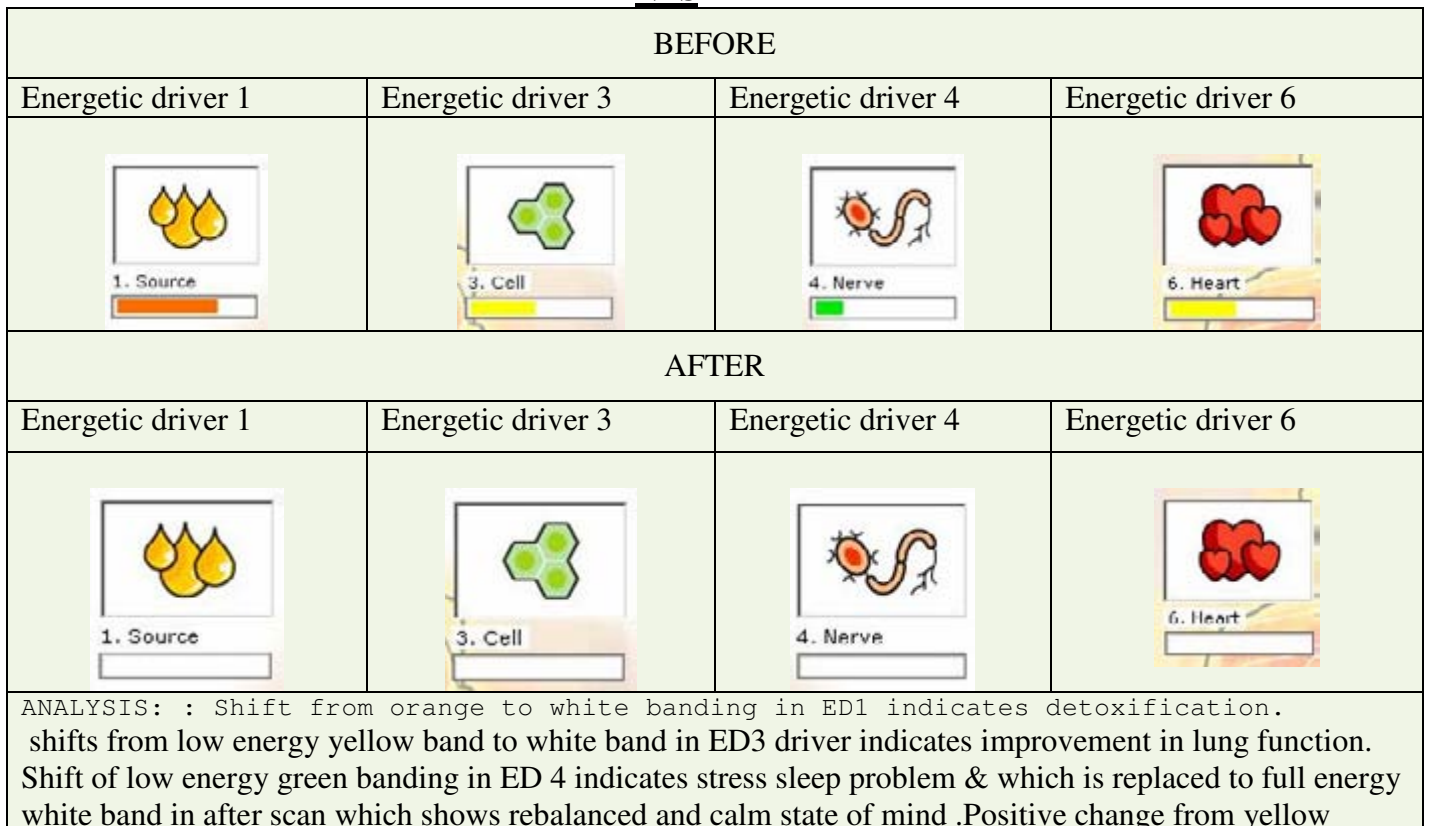
## NES

BEFORE			
Energetic driver 1	Energetic driver 3	Energetic driver 4	Energetic driver 6
			
AFTER			
Energetic driver 1	Energetic driver 3	Energetic driver 4	Energetic driver 6
			
<p><b>ANALYSIS:</b> Shift from yellow to white banding in ED1 indicates detoxification. shifts from low energy yellow band to green band in ED3 driver indicates detoxification &amp; improvement in the lung function. Full energy is seen in the ED4 driver in the after scan indicates rebalanced and calm state of mind. positive shift from yellow banding to white banding in ED6 indicates stimulation of nervous , circulatory and respiratory system along with mental integration.</p>			

## PIP





## NES







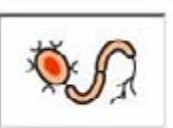



banding to full energy white banding in ED6 indicates stimulation of nervous , circulatory and respiratory system along with mental integration.

**PIP**

BEFORE			
			
AFTER			
			
<p>ANALYSIS: Positive changes are seen at physical level. Low red energy is seen to have reduced on the throat and right shoulder. Liver and Solar plexus also shows positive change. Lumbar spine has shown significant change. The general energy field or the Aura has shown minimal change. This change can be appreciated more on side profiles. Brow chakra has shown changes that are on the negative side but its showing rearranging of energy also. Overall changes are on positive side.</p>			









**NES**

BEFORE			
Energetic driver 1	Energetic driver 3	Energetic driver 4	Energetic driver 6
 1. Source <input style="width: 100%; height: 15px;" type="text"/>	 3. Cell <input style="width: 100%; height: 15px;" type="text"/>	 4. Nerve <input style="width: 100%; height: 15px;" type="text"/>	 6. Heart <input style="width: 100%; height: 15px;" type="text"/>
AFTER			
Energetic driver 1	Energetic driver 3	Energetic driver 4	Energetic driver 6
 1. Source <input style="width: 100%; height: 15px;" type="text"/>	 3. Cell <input style="width: 100%; height: 15px;" type="text"/>	 4. Nerve <input style="width: 100%; height: 15px;" type="text"/>	 6. Heart <input style="width: 100%; height: 15px;" type="text"/>
<p>ANALYSIS: ED4 shift from low energy red band to orange band indicates rebalanced and calm state of mind. No change is seen in the ED3 &amp; ED6 drivers. Mild negative change</p>			















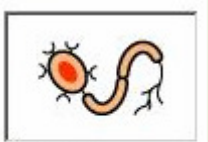



is seen in the source driver.

### PIP

BEFORE			
			
AFTER			
			









ANALYSIS :In after scan negative changes are seen as muscle spasm in the back & Rt. arm has increased. Red congestion in the solar plexus has increased. No changes are seen in the biofield.

### NES



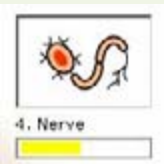

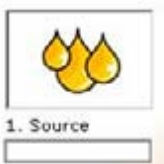



BEFORE			
Energetic driver 1	Energetic driver 3	Energetic driver 4	Energetic driver 6
 1. Source 	 3. Cell 	 4. Nerve 	 6. Heart 
AFTER			
Energetic driver 1	Energetic driver 3	Energetic driver 4	Energetic driver 6
 1. Source 	 3. Cell 	 4. Nerve 	 6. Heart 

ANALYSIS: Low energy orange band appears in the source & cell driver in after scan indicated negative change. Some improvement is seen in the heart driver. Low energy represented by green banding is seen in the ED4 driver in the after scan indicating imbalance (stress) state of mind .

**PIP**

BEFORE			
			
AFTER			
			
<p>ANALYSIS: The results seen in this particular case are positive. The general energy field or the aura has become more vibrant as there is increase in the healing violet. Slight tinge of yellow can be seen in after scans. This is a higher vibration associated with spirituality. Improvement on energy level can be seen in the Brow chakra and Navel plexus. Congestion of the muscle of upper back has reduced in after scan indicating reduction in the stress level.</p>			



**NES**

BEFORE			
Energetic driver 1	Energetic driver 3	Energetic driver 4	Energetic driver 6
			
AFTER			
Energetic driver 1	Energetic driver 3	Energetic driver 4	Energetic driver 6
			
<p>ANALYSIS: Shift from yellow to full energy white banding in ED1 indicates detoxification process is going on. No change seen in ED3 driver. Positive shift from yellow band to white in ED4 indicates rebalanced and calm state of mind. Positive</p>			

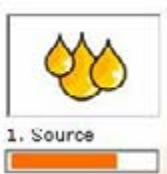
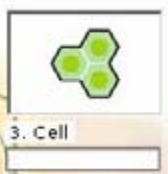
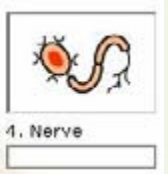

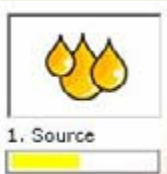
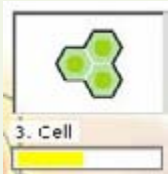




white in the ED6 indicates stimulation of nervous , circulatory and respiratory system along with mental integration.

**PIP**



<b>BEFORE</b>			
			
<b>AFTER</b>			
			
<p><b>ANALYSIS:</b>The before scans show low energy around the neck. This is seen as red congestion and has reduced considerably in the after scans. Both the shoulders and arms have shown a positive change. shows Muscle spasm of the back has reduced. Low orange has reduced and has been replaced by healing violet. It can be seen in the left profile. Healing violet &amp; positive green frequency has increased in intensity.</p>			

**NES**



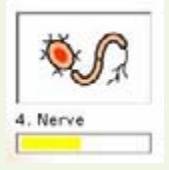

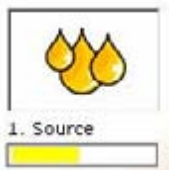
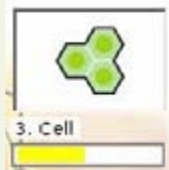
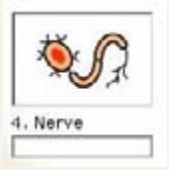

<b>BEFORE</b>			
Energetic driver 1	Energetic driver 3	Energetic driver 4	Energetic driver 6
			
<b>AFTER</b>			
Energetic driver 1	Energetic driver 3	Energetic driver 4	Energetic driver 6
			
<p><b>ANALYSIS:</b> ED 1 shows significant positive shift from orange to yellow indicating detoxification and stimulation of healing process. ED3 mild negative shifts</p>			

indicates less improvement in the lung function and No change is seen in the ED4 driver. Shift from green to yellow indicate in ED6 indicates stimulation of nervous, circulatory and respiratory system along with mental integration.

**PIP**

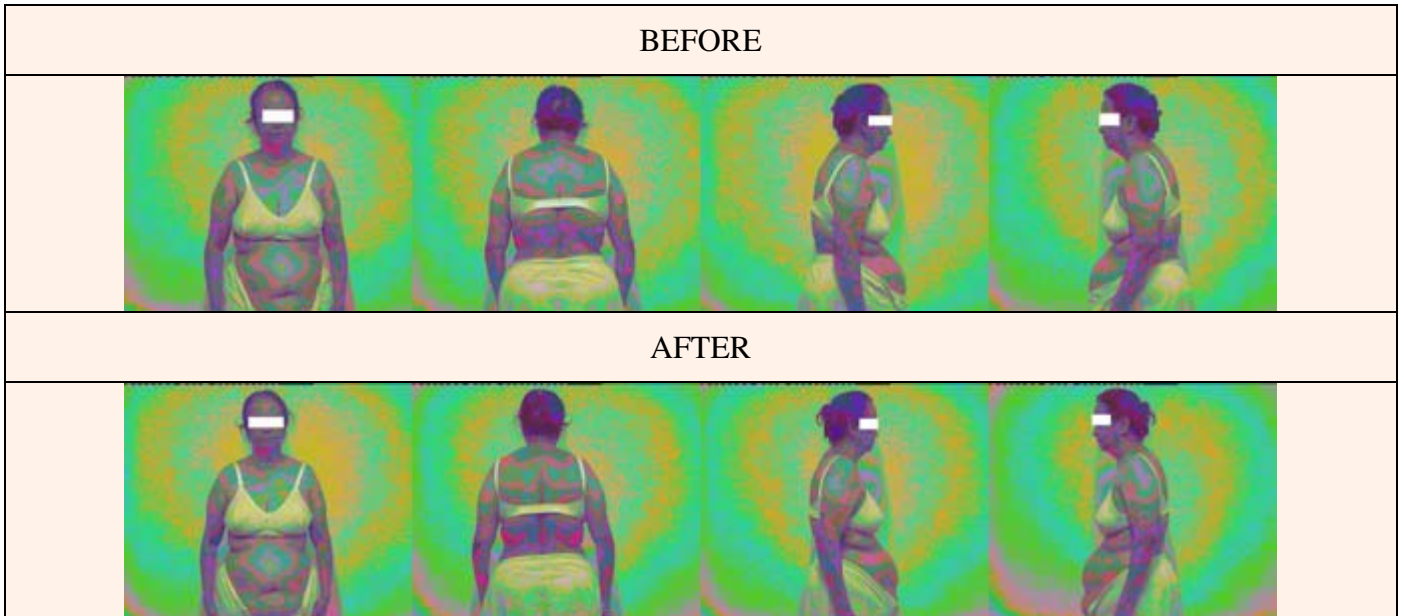
BEFORE			
			
AFTER			
			
<p><b>ANALYSIS:</b> The congested low energy in the form of red is seen to have reduced in Both the shoulders and lung fields. Solar plexus chakra has also shown improvement. Neck area has shown considerable improvement. Muscle spasm in the back has reduced indicating reduction in the stress level. Side profiles have shown increase in density of healing green.</p>			

**NES**

BEFORE			
Energetic driver 1	Energetic driver 3	Energetic driver 4	Energetic driver 6
			
AFTER			
Energetic driver 1	Energetic driver 3	Energetic driver 4	Energetic driver 6
			
<p><b>ANALYSIS:</b> shift from yellow to full energy white banding indicates rebalanced and calm state of mind . shift of orange band to white band in ED6 indicates stimulation of nervous, circulatory and respiratory system along with mental integration. Shift in</p>			

ED 3 indicates increased lung function along with detoxification. No change is seen in the ED1.

**PIP**



**ANALYSIS:** The general energy field or the Aura has become more vibrant in after scans. Appearance of yellow is a positive sign. These are higher cosmic vibrations and are associated with healing. Appearance of yellow after therapeutic intervention has a lot of significance, particularly in energy medicine. Solar plexus has shown positive change. Chest wall, particularly the right side has shown reduction in low energy congestion. Changes in the general energy field are marked on the left profile. Here we can see an increase in density of healing green.

**NES**



BEFORE			
Energetic driver 1	Energetic driver 3	Energetic driver 4	Energetic driver 6
AFTER			
Energetic driver 1	Energetic driver 3	Energetic driver 4	Energetic driver 6

**ANALYSIS:** Shift from yellow to full energy white banding in ED4 indicates rebalanced and calm state of mind and stress. Shifts from low energy orange band to full energy



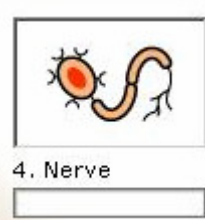


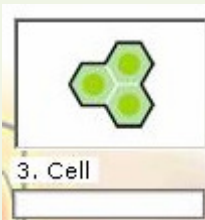
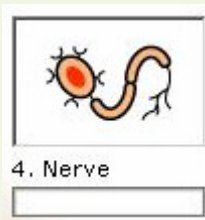



band in ED3 driver indicates detoxification & improvement in the lung function.. No significant change is seen in Ed1. Full energy White banding in ED6 driver seen in both(before/after) scans.

**PIP**


<b>BEFORE</b>			
			
<b>AFTER</b>			
			
<p><b>ANALYSIS:</b> Significant positive changes are seen in after scans. The field has become more vibrant and appearance of green is a positive sign. Brow has also shown a positive change. Back also shows a lot of improvement.</p>			

**NES**

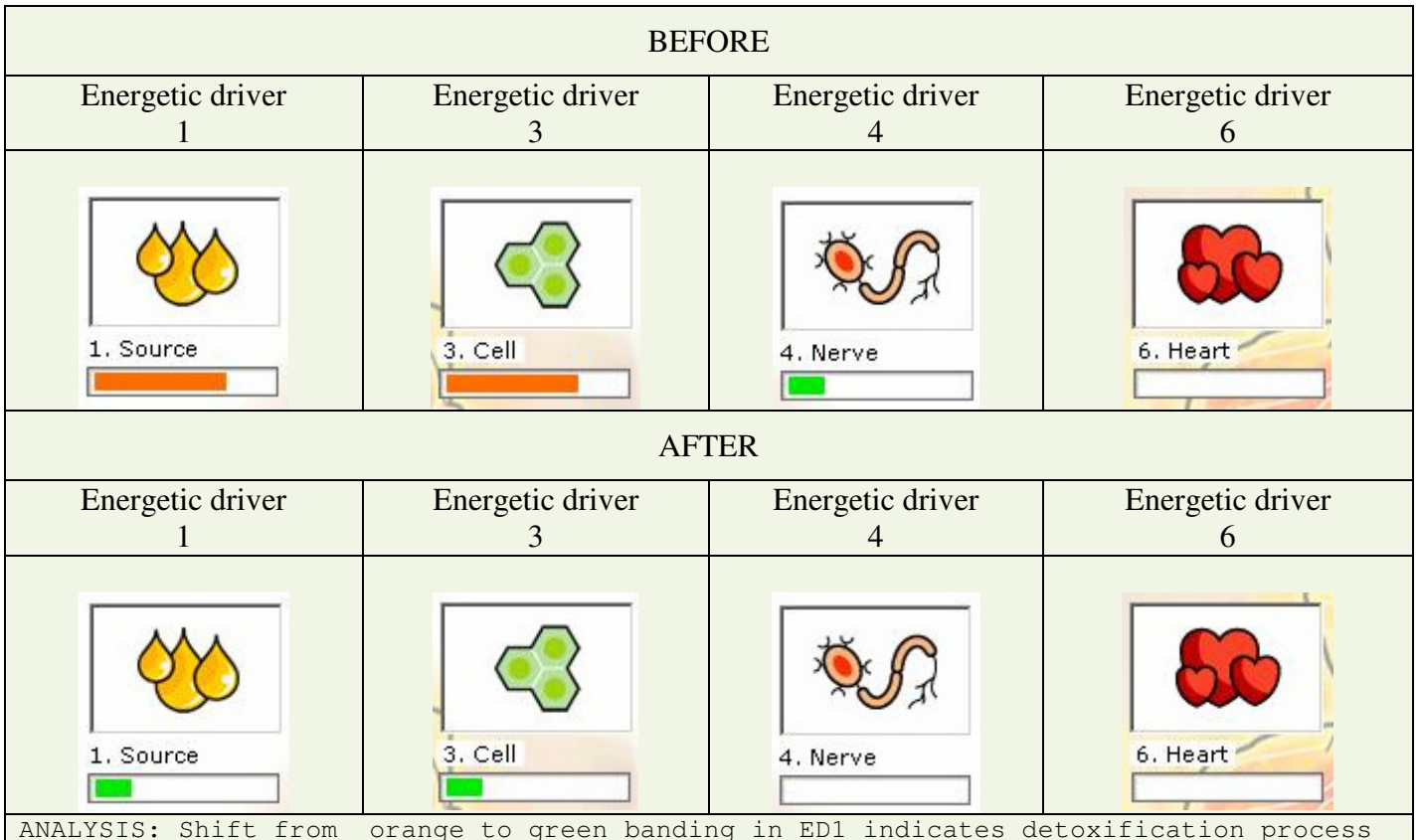
<b>BEFORE</b>			
Energetic driver 1	Energetic driver 3	Energetic driver 4	Energetic driver 6
			
<b>AFTER</b>			
Energetic driver 1	Energetic driver 3	Energetic driver 4	Energetic driver 6
			
<p><b>ANALYSIS:</b> ED 1 shows significant positive shift from orange to yellow indicating detoxification and stimulation of healing process. This increase in healing energy</p>			

also co-relates with PIP, which is seen as increase in violet in after scan. Shift from yellow banding to full energy white banding indicates increased lung function along with detoxification.

**PIP**



**NES**



is going on. significant similar shifts are also seen in ED3 and 4 drivers. positive shift of ED4 from green banding to full energy white banding indicates rebalanced and calm state of mind .Positive green in the ED3 indicates improvement in lung function.

## **Centre for Biofield Sciences**

**The World Peace Centre**

**MIT College**

**Paud Road**

**Kothrud**

**Pune – 411 038**

**India**

**Phone: +64 9 833 1077**

**+91 (0) 20 2545 8748**

**Email: [cbspune@biofieldsciences.com](mailto:cbspune@biofieldsciences.com)**

**[www.biofieldsciences.com](http://www.biofieldsciences.com)**

## **Life-Energy Designs**

**P.O. Box 79188**

**Royal Heights**

**Auckland 0656**

**New Zealand**

**Phone: +64 9 833 1077**

**Email: [info@life-energy.org](mailto:info@life-energy.org) Email**

**[www.lifeenergysolutions.com](http://www.lifeenergysolutions.com)**